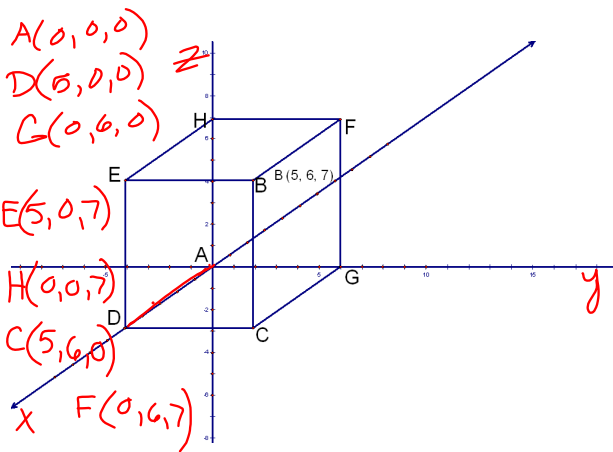
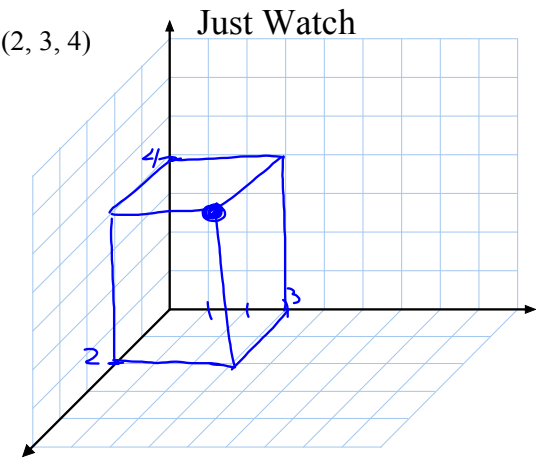
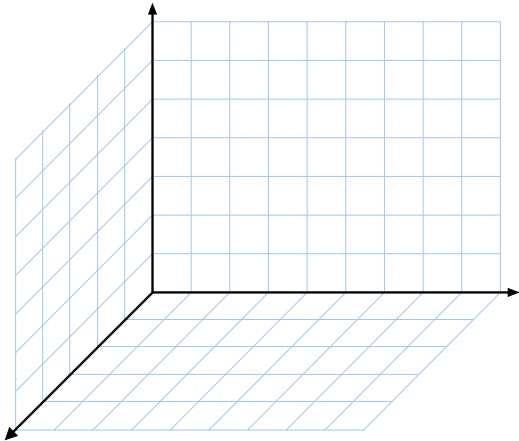
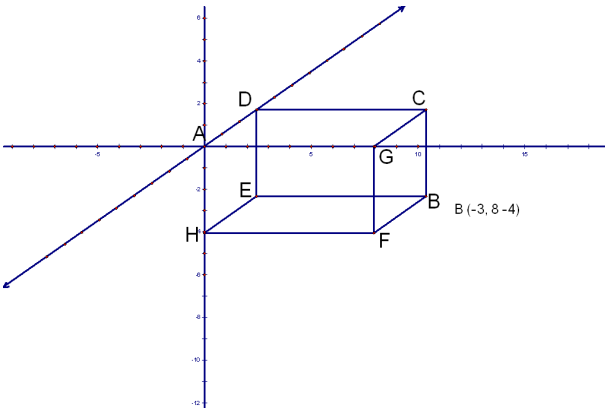
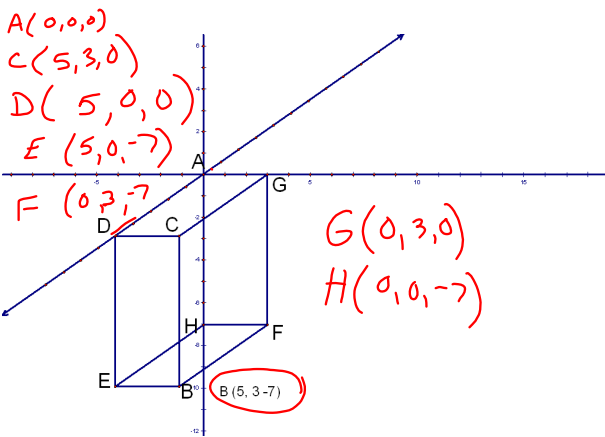


# Three Space Unit

## Graphing Points

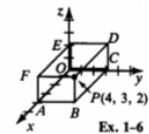
Open gsp



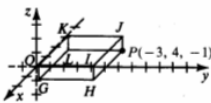


In Exercises 1–24 state the coordinates of the given vertex of a coordinate box shown below.

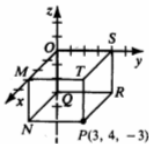
- |       |       |
|-------|-------|
| 1. A  | 2. B  |
| 3. C  | 4. D  |
| 5. E  | 6. F  |
| 7. G  | 8. H  |
| 9. I  | 10. J |
| 11. K | 12. L |
| 13. M | 14. N |
| 15. Q | 16. R |
| 17. S | 18. T |
| 19. U | 20. V |
| 21. W | 22. X |
| 23. Y | 24. Z |



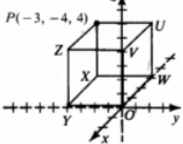
Ex. 1–6



Ex. 7–12



Ex. 13–18



Ex. 19–24

# HW worksheet

Attachments

---

3space.gsp